

MESA PADA ALTA (I)

Ramón Esteve



MESA PADA ALTA

Fabricada con perferia de aluminio anodizado o termolacado y polietileno 100% reciclable.

HIGH PADA TABLE

Made of anodized or thermo-lacquered aluminium profiles and 100% recyclable polyethylene.

HOHER PADA TISCH

Hergestellt aus eloxierten oder thermolackierten Aluminiumprofilen und 100% recycelbarem Polyethylen.

TAVOLO PADA

Realizzato in profilato di alluminio anodizzato o termolaccato e polietilene 100% riciclabile.

TABLE PADA HAUTE

Fabriqué avec un profilé en aluminium anodisé ou thermolaqué et en polyéthylène 100% recyclable.

HIGH PADA DINING TABLE

Made of silver or powder coated aluminum and 100% recyclable polyethylene.

COLORES COLECCIÓN. COLLECTIONS COLOUR SAMPLE. FARBKOLLEKTION. CAMPIONARIO COLORI. ÉCHANTILLONNAGE DE COULEURS. COLLECTIONS COLOR SAMPLE

ESTRUCTURA. FRAME. PROFIL. STRUCTURA. STRUCTURE POLIETILENO. POLYETHYLENE. POLYETHYLEN. POLIETILENE. POLYÉTHYLÈNE



Anodizado
Anodized
Eloxiert
Anodizzato
Anodisé
Silver



Blanco
White
Weiß
Bianco
Blanc



Arena
Sand
Sand
Sabbia
Sable



Bronce
Bronze
Bronze
Bronzo
Bronze



Antracita
Anthracite
Anthrazit
Antracite
Anthracite

Disponible combinaciones estándar y especiales.
Available standard and special combinations.

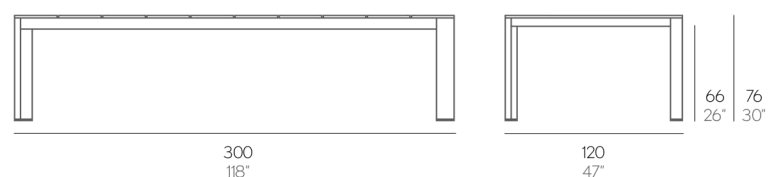
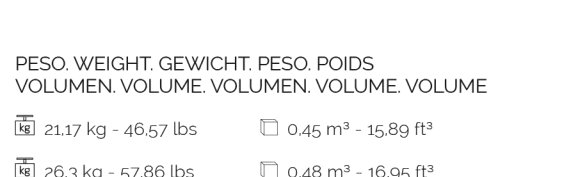
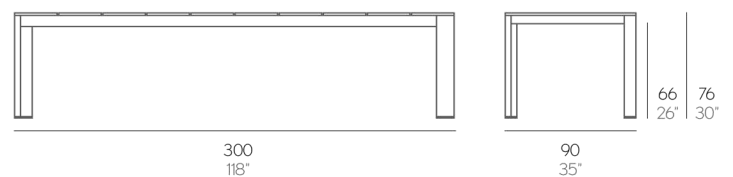
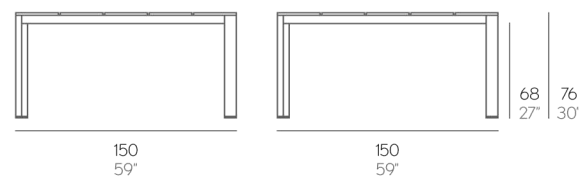
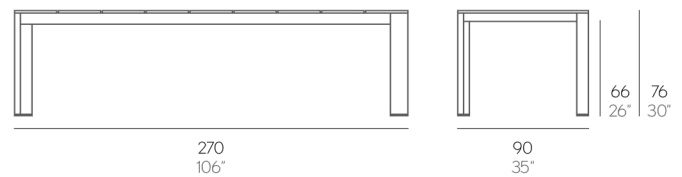
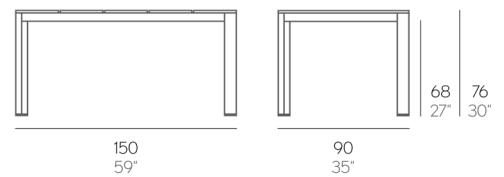
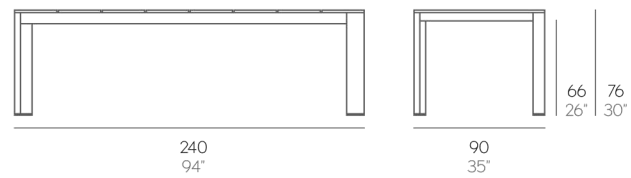
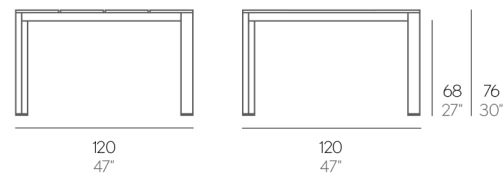
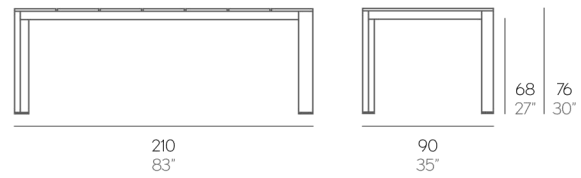
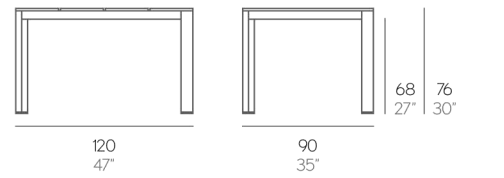
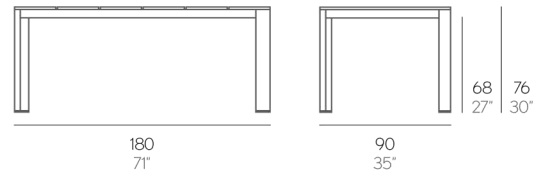
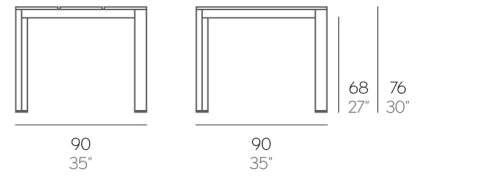
Erhältlich Standard-Kombinationen und weiteren Kombinationen.

Disponibili combinazioni standard e speciali.

Disponibles combinaisons standard et spéciales.

MESA PADA ALTA (II)

Ramón Esteve



PESO. WEIGHT. GEWICHT. PESO. POIDS
VOLUMEN. VOLUME. VOLUMEN. VOLUME. VOLUME

- 21.17 kg - 46.57 lbs 0.45 m³ - 15.89 ft³
- 26.3 kg - 57.86 lbs 0.48 m³ - 16.95 ft³
- 33.66 kg - 74.05 lbs 0.81 m³ - 28.6 ft³
- 32.12 kg - 70.66 lbs 0.58 m³ - 20.48 ft³
- 48.63 kg - 106.98 lbs 1.05 m³ - 37.08 ft³

PESO. WEIGHT. GEWICHT. PESO. POIDS
VOLUMEN. VOLUME. VOLUMEN. VOLUME. VOLUME

- 38.44 kg - 84.56 lbs 0.69 m³ - 24.36 ft³
- 43.56 kg - 95.83 lbs 0.76 m³ - 26.84 ft³
- 53.3 kg - 117.26 lbs 0.96 m³ - 33.9 ft³
- 58.3 kg - 128.26 lbs 1.06 m³ - 37.43 ft³
- 64.33 kg - 141.52 lbs 1.19 m³ - 42.02 ft³
- 82.35 kg - 181.17 lbs 1.56 m³ - 55.08 ft³